

IMPORTANT SAFETY AND INSTALLATION INSTRUCTIONS

WARNING: Risk of fire and electrical shock. This product is to be installed by a qualified electrician only.

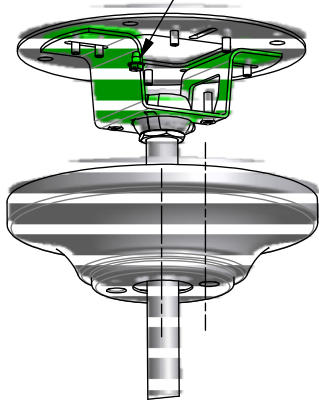
CAUTION: When using electrical equipment, basic safety precautions should always be followed including the following: Read all instructions carefully before installation and save

for future use. Make sure installation and all connections are in accordance with National Electrical Code and any local regulations. To avoid possible electrical shock, be sure that power supply is turned off before installing or servicing this fixture. Servicing should be performed by qualified service personnel.

These instructions do not claim to cover all details or variations. When additional information is desired, please contact your SPI representative.

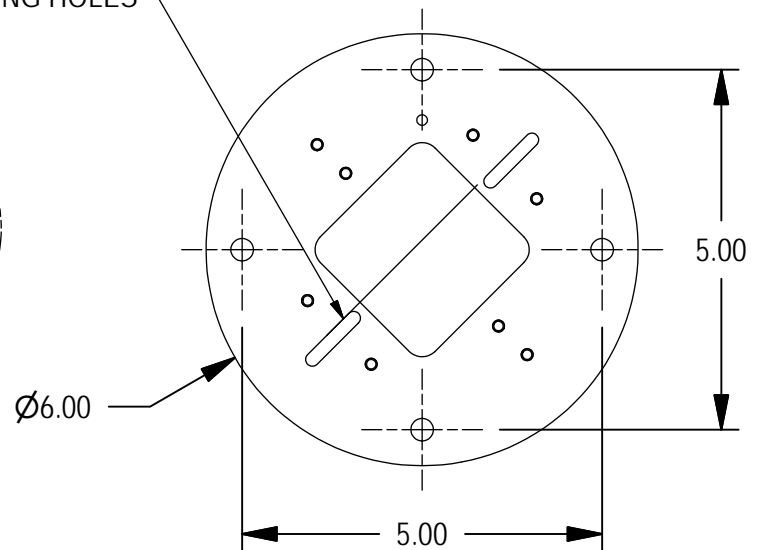
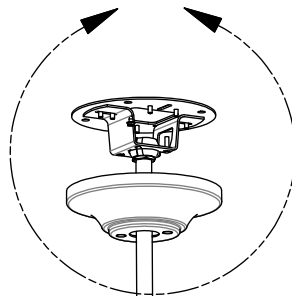
DUAL CHANDELIER INSTALLATION

GROUND WIRE ATTACHMENT

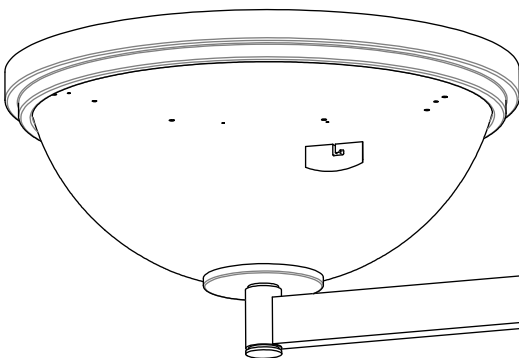


NOTE: THIS FIXTURE MUST BE MOUNTED INDEPENDENTLY OF A JUNCTION BOX

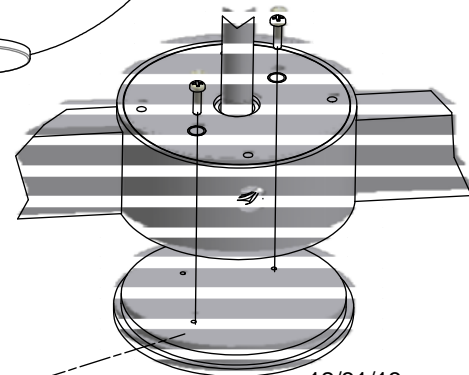
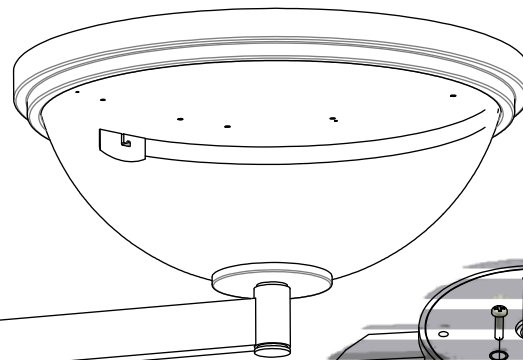
AUXILIARY MOUNTING HOLES



DEPENDENT ON SIZE THIS FIXTURE MAY BE EQUIPPED WITH A SAFETY CABLE. REFER TO IS53570X FOR SAFETY CABLE INSTALLATION.



WHEN ADJUSTER PLATE IS PROVIDED SEE ADJUSTER PLATE INSTRUCTIONS IF FURTHER LEVELING OF ARMS IS REQUIRED



12/31/13
EC08-068
IS47446X